

Earlier in the year for the winter series, the sailor App was introduced for OTB as detailed in the E-News (14th July edition). This allows for immediate communication, more efficient management of Sign on/Sign off, instant access to results and racing documentation via your digital device, as well as access links to weather forecast sites and much more. Due to the covid restrictions & subsequent lack of use, we are re-running the set-up details in preparation for the summer season. The details of all the OTB boats from our former boat register that have raced at SBSC in recent years, have been entered into the app. The current sailing instructions (18.3.3) also specify the Sailor App as the sign-on/sign-off method.

Please be aware that, whilst the Sailor App has replaced our QR codes for sign-on/sign-off, **IT DOES NOT** replace the government QR code for contact tracing & Vaccination Status. This is separate and **MUST** be scanned by all upon arrival at the club.

What you need to do next depends on whether you already have the Sailor App loaded on your phone from a previous regatta or whether you are new to it and need to download from either the Apple Store or Google Play. Each of these situations is covered below :

NEW TO THE “SAILOR” APP & NEED TO INSTALL

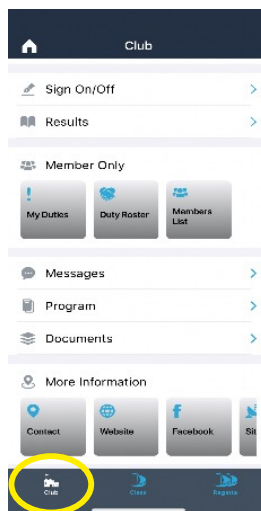
If you don't already have the Sailor App, you will need to go to either the Apple App Store or Google Play depending on what sort of phone you have and key into the search box 'sailor'. The picture alongside is the App that you are looking for. Once you've found it, you need to download it and install it on your phone. Once downloaded, *then follow the instructions as outlined below*, for those who already have the App previously installed.



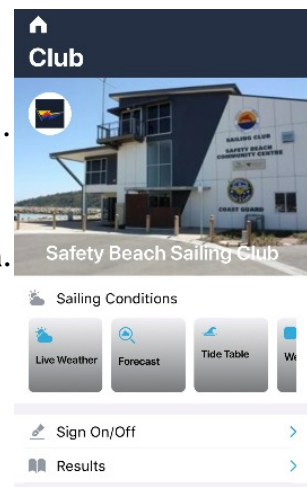
ALREADY HAVE THE “SAILOR” APP INSTALLED

1. Whether you already have the Sailor app or have just installed it, the steps are the same to set the app up for our club use. Looking at the bottom line of the screen you will see the headings **Club**, **Class** and **Regatta**.

If you've already used it at a regatta you will find it has the **Regatta** heading in white and says **Regatta** at the top. At this stage you want to click on **Club** at the bottom of the screen.



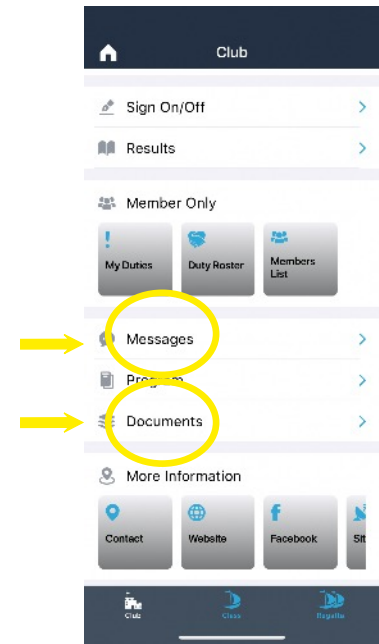
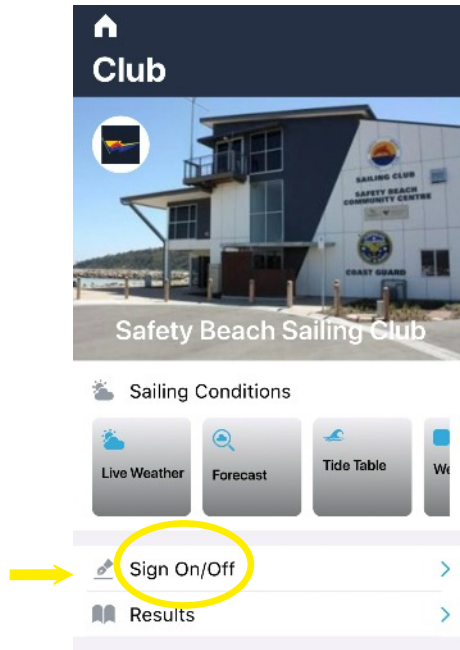
2. This will bring up an alphabetical list of clubs. Use the search box to key in 'SAFETY'. That will bring up Safety Bay Y.C. in WA and Safety Beach Sailing Club in Victoria. Make sure you select the latter.



INTRODUCTION OF SAILOR APP FOR OTB RACING AT SBSC CONTINUED

3. Once you have the app set to Safety Beach, you will see there are some messages under the messages tab and there are some documents under Documents, including the current OTB sailing instructions.

On scheduled sailing days, one of the system managers will create the racing session & make it active thus enabling members to sign-on and sign-off.



The final step is setting up access to the “members only” section of the App. Most OTB members should be entered in the App’s membership list & therefore you should be able to complete the next step.

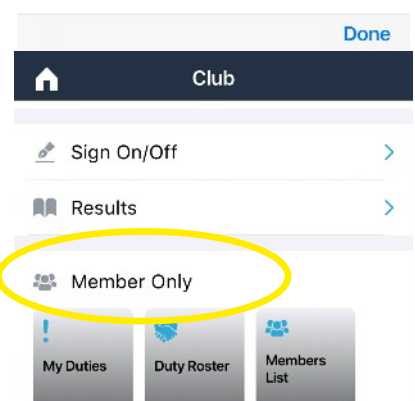
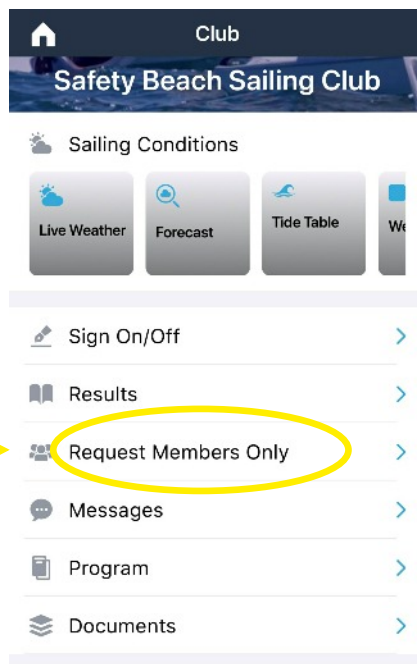
4. The final step is to activate access to the ‘Members Only’ section.

Click ‘Request Members Only’

You will be asked to give a mobile number in order to be sent a 6 digit security code via text message.

Once you have keyed this 6 digit security code into the app, you will have access to the members only options which will include duty rosters and a contact list.

Note: Members under 18 yrs. will not show in the members list unless permission is first given by a parent. Please request this via the email details below.



On **Friday 29th October** we will activate a **trial session** from 15:00 until 20:00 so everyone can have a practice sign-on and sign-off before we get back to racing. We ask that all OTB sailors, please ensure you are organised with the App. before this. If your boat is **not** in the boat register when you go to sign on or you are **unable** to gain access to the ‘members only’ area, please contact Geoff Eldridge at geoff.eldridge@bigpond.com advising the issue and a contact mobile number.